

BAXJECT II Hi-Flow

Needle-less Transfer Device

SAFE, FAST, EASY MIXING

1

2

3



A detailed guide to reconstituting FEIBA[®] with BAXJECT[®] II Hi-Flow device using aseptic technique

Indications for FEIBA

FEIBA is an Anti-Inhibitor Coagulant Complex approved for use in hemophilia A and B patients with inhibitors for:

- Control and prevention of bleeding episodes
- Use around the time of surgery
- Routine prophylaxis to prevent or reduce the frequency of bleeding episodes

FEIBA is NOT for use in the treatment of bleeding episodes resulting from coagulation factor deficiencies without inhibitors to factor VIII or factor IX.

Detailed Important Risk Information for FEIBA

WARNING: EVENTS INVOLVING CLOTS THAT BLOCK BLOOD VESSELS

- Blood clots that block blood vessels and their effects have been reported during post-marketing surveillance following infusion of FEIBA, particularly following administration of high doses (above 200 units per kg per day) and/or in patients at risk for forming blood clots.
- If you experience any of these side effects, call your doctor right away.

FEIBA
[anti-inhibitor
coagulant complex]

Please see Detailed Important Risk Information for FEIBA, including **BOXED WARNING** on blood clots, on [page 13](#).



To start:

- Bring vials to room temperature (not to exceed 25°C, 77°F), if needed.
- Wash hands and put on gloves.
- Remove caps from vials.
- Wipe vial tops with alcohol swabs and let dry.

You will need:



FEIBA vial



Diluent vial



BAXJECT II Hi-Flow device



Syringe

See page 7 for
Troubleshooting guide




FEIBA vial



Diluent vial



BAXJECT II Hi-Flow device

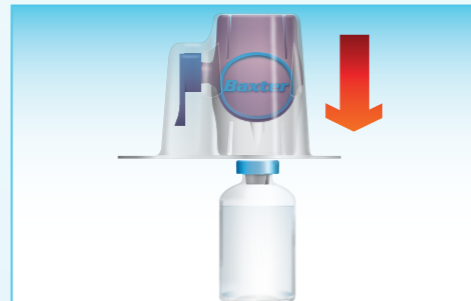


Syringe

1 CONNECT DILUENT VIAL



- Open BAXJECT II Hi-Flow device package by removing lid without touching the device.
- **Do not remove device from package.**
- **Do not touch the clear spike.**



- On a flat surface, connect clear spike of device to diluent vial.
- Insert the clear plastic spike through the diluent vial and press straight down.



- Grip packaging at edge and lift it off, leaving device connected to diluent vial.
- **Do not remove blue cap from device.**
- **Do not touch the purple spike.**

See page 7 for
Troubleshooting guide

Rx only. For safe and proper use of this device, please refer to the complete Instructions for Use.

Please see Detailed Important Risk Information for FEIBA, including **BOXED WARNING** on blood clots, on [page 13](#).




FEIBA vial



Diluent vial



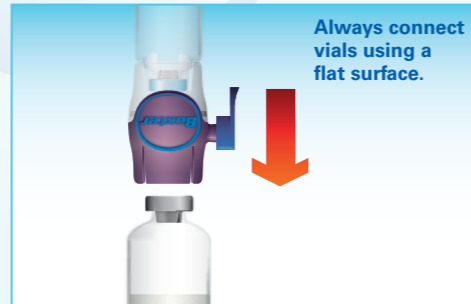
BAXJECT II Hi-Flow device



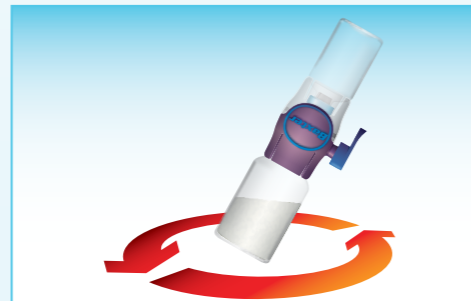
Syringe

2

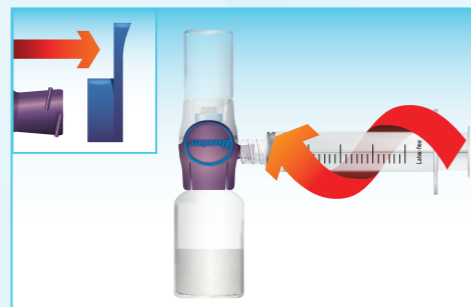
CONNECT FEIBA VIAL



- Turn device over and connect purple side to FEIBA vial.
- Quickly insert the purple spike fully into the FEIBA vial.



- Swirl gently until all the FEIBA has been dissolved completely.
- **Do not shake.**
- **The solution should be inspected for particles and should be discarded if it is not clear or is discolored.**



- Remove blue cap from device and attach syringe by twisting clockwise.
- **Do not draw or inject air into the syringe.**

See page 7 for
Troubleshooting guide




FEIBA vial



Diluent vial



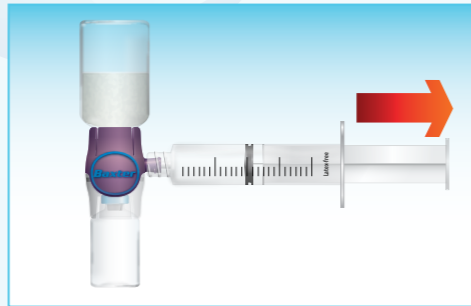
BAXJECT II Hi-Flow device



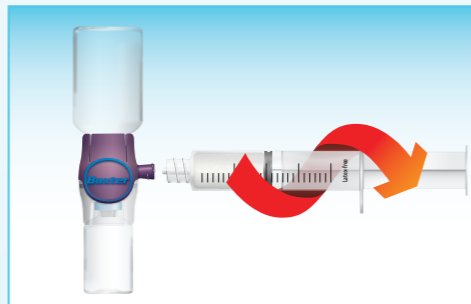
Syringe

3

WITHDRAW MIXED FEIBA



- Turn device over so FEIBA vial is on top.
- Pull the plunger back slowly to withdraw mixed FEIBA.



- Remove syringe with FEIBA solution by twisting counterclockwise.
- Solution should be used within 3 hours.
- Do not refrigerate.

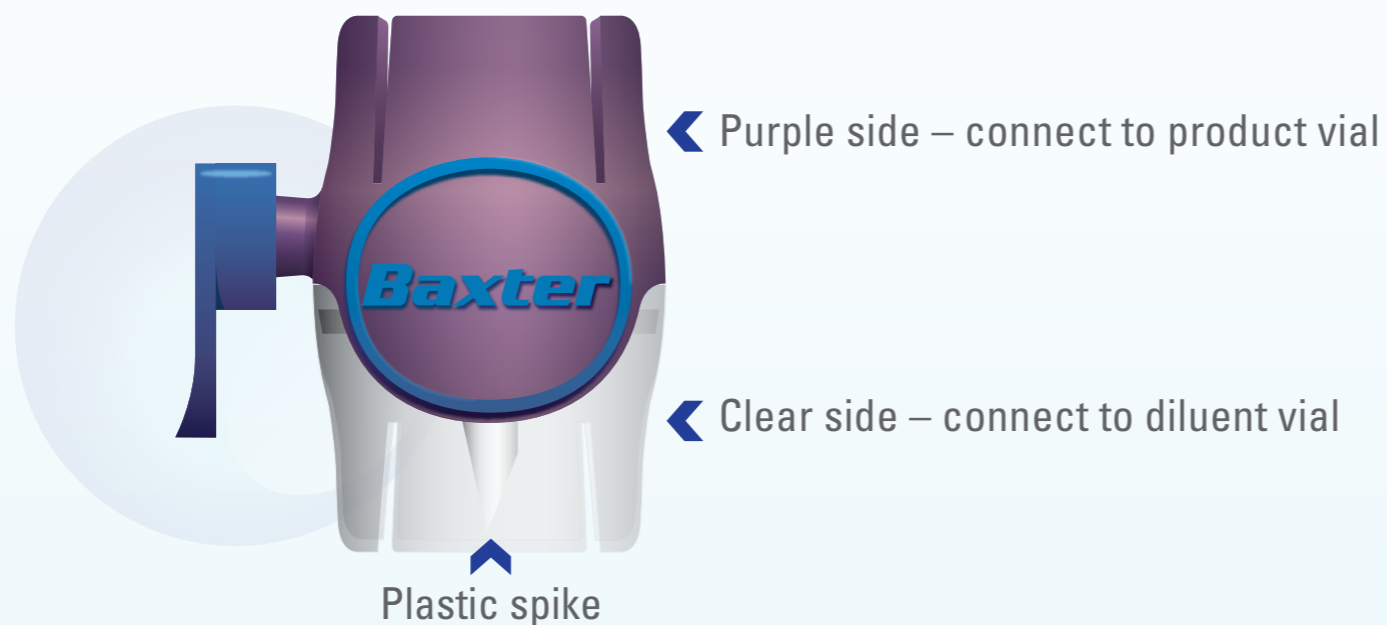
See page 7 for
Troubleshooting guide

How to mix more than one vial with a large syringe:

- Mix all FEIBA vials, using a new BAXJECT II Hi-Flow device for each vial, as directed in **Step 1** and **Step 2**.
- Follow **Step 3** to draw mixed FEIBA from each vial into the large syringe.

The BAXJECT II Hi-Flow device is intended for use with a single vial of FEIBA and is for single use only. Therefore, reconstitution and withdrawing a second vial into the syringe requires a second BAXJECT II Hi-Flow device. Dispose of the BAXJECT II Hi-Flow device as directed by your clinician.

See page 7 for
Troubleshooting guide



If water does not transfer successfully, do the following:

- 1 Place the diluent vial on the bottom.
- 2 Identify the purple and clear portions of the BAXJECT II Hi-Flow device.
- 3 Determine which side of the device is connected to the diluent vial:
 - If diluent vial is correctly connected to clear side, go to **Scenario 1**.
 - If diluent vial is incorrectly connected to purple side, go to **Scenario 2**.
 - If you find it impossible to withdraw any of the mixed FEIBA into the syringe, there may be air in the device; go to **Scenario 3**.
 - If you have withdrawn some FEIBA but cannot withdraw the full volume, go to **Scenario 4**.

TROUBLESHOOTING GUIDE

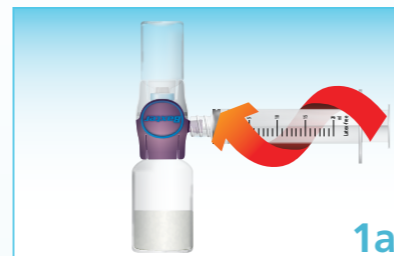
BAXJECT II Hi-Flow

Needle-less Transfer Device

SCENARIO 1

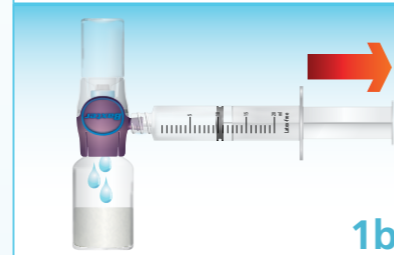


The diluent vial is correctly connected to the clear side of the BAXJECT II Hi-Flow device



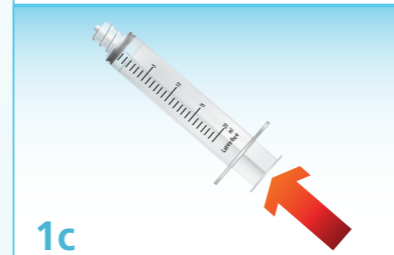
1a

- With vials attached, turn the device over so that the diluent vial is on top.
- Remove blue cap from the device.
- Connect the syringe to the device.



1b

- Pull the plunger back slowly to withdraw any air from the vials.
- This will force diluent into FEIBA vial.



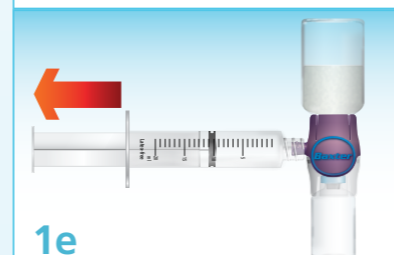
1c

- Disconnect the syringe from the device.
- Press the plunger to expel any air from the syringe.



1d

- Reconnect the syringe to the device.
- Swirl gently until FEIBA is completely dissolved.



1e

- Turn the device with vials attached so that FEIBA vial is on top.
- Slowly withdraw the mixed FEIBA into the syringe.



1f

- Disconnect the syringe.

FEIBA
[anti-inhibitor
coagulant complex]

Please see Detailed Important Risk Information for FEIBA, including **BOXED WARNING** on blood clots, on [page 13](#).

TROUBLESHOOTING GUIDE

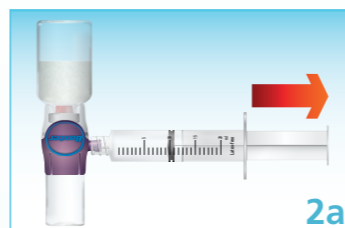
BAXJECT II Hi-Flow

Needle-less Transfer Device

SCENARIO 2

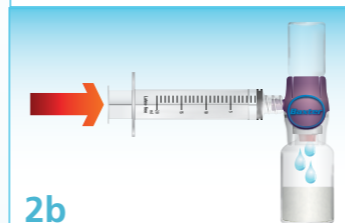


The diluent vial is incorrectly connected to the purple side of the BAXJECT II Hi-Flow device



2a

- With the diluent vial on the bottom, remove caps from the device and the syringe.
- Connect the syringe to the device.
- Pull the plunger back slowly to withdraw any air from the vials.



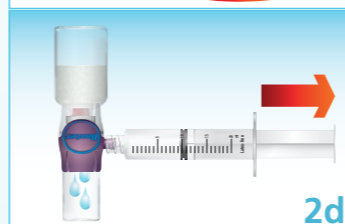
2b

- Turn the device over so that the diluent vial is on top.
- Slowly press plunger to inject all air back into vials.
- This will force diluent into the bottom vial.



2c

- Swirl gently until FEIBA is completely dissolved.



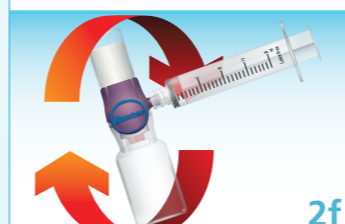
2d

- Turn the device over so that FEIBA vial is on top.
- Slowly pull plunger back to withdraw all air into the syringe.
- This draws mixed FEIBA into the bottom vial.



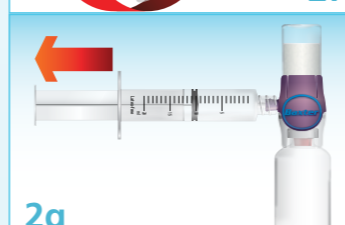
2e

- Disconnect the syringe and press the plunger to expel all the air from the syringe.



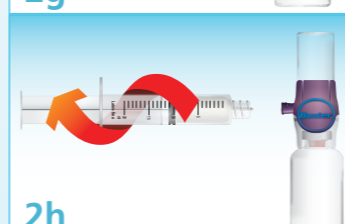
2f

- Reconnect the syringe to the device.
- Turn the device over so that the vial containing mixed FEIBA is on top.



2g

- Slowly withdraw the mixed FEIBA into the syringe.



2h

- Disconnect the syringe.

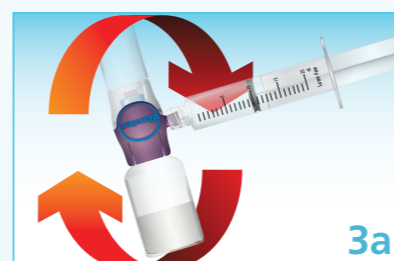
FEIBA
[anti-inhibitor
coagulant complex]

Please see Detailed Important Risk Information for FEIBA, including **BOXED WARNING** on blood clots, on [page 13](#).

SCENARIO 3

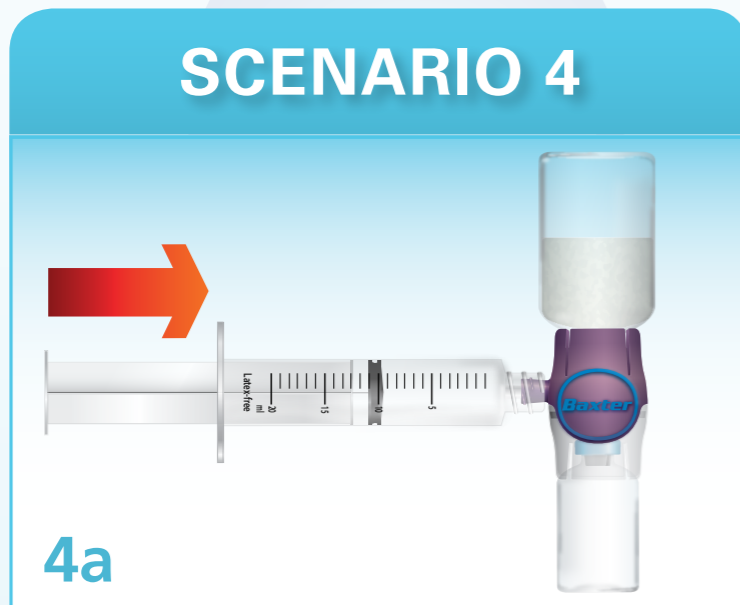


If you have injected air into the vials in error or you cannot withdraw mixed FEIBA into the syringe



- Turn the device over so that FEIBA vial is on the bottom.
- Then follow the instructions in **Scenario 1**, starting with **Step 1b**.

SCENARIO 4



If you have withdrawn some FEIBA from the syringe but cannot withdraw the full volume

- Place FEIBA vial on top.
- Inject all the mixed FEIBA in the syringe back into the device then repeat **Steps 1a** through **1f**.

Note:

If these 4 troubleshooting scenarios fail to address the problems you are having, please contact your doctor or local hemophilia treatment center.

Handy hints:

- When withdrawing solution for infusion, the purple side of the BAXJECT II Hi-Flow device will be on top, and the word “Baxter” will be the right way up.
- When withdrawing solution (even after an error in the reconstitution process), the liquid should always be in the top vial.
- Your syringe is used to provide pressure, either to withdraw the solution or to inject air after an error.
- Always use a flat surface when attaching vials to the BAXJECT II Hi-Flow device.

FEIBA Indications and Detailed Important Risk Information for Patients



Indications for FEIBA

FEIBA is an Anti-Inhibitor Coagulant Complex approved for use in hemophilia A and B patients with inhibitors for:

- Control and prevention of bleeding episodes
- Use around the time of surgery
- Routine prophylaxis to prevent or reduce the frequency of bleeding episodes.

FEIBA is NOT for use in the treatment of bleeding episodes resulting from coagulation factor deficiencies without inhibitors to factor VIII or factor IX.

Detailed Important Risk Information for FEIBA

WARNING: EVENTS INVOLVING CLOTS THAT BLOCK BLOOD VESSELS

- **Blood clots that block blood vessels and their effects have been reported during post-marketing surveillance following infusion of FEIBA, particularly following administration of high doses (above 200 units per kg per day) and/or in patients at risk for forming blood clots.**
- **If you experience any of these side effects, call your doctor right away.**

Who should not use FEIBA?

You should not use FEIBA if:

- You had a previous severe allergic reaction to the product
- You have Disseminated Intravascular Coagulation (DIC), or signs of small blood vessel clots throughout the body
- You have sudden blood vessel clots or blocked blood vessels, (such as, heart attack or stroke)

What other important information should I know about FEIBA?

Events involving blood clots blocking blood vessels (such as blood clot in vein, blood clot in the lung, heart attack, and stroke) can occur with FEIBA, particularly after receiving high doses (above 200 units per kg per day) and/or in patients with risk factors for clotting.

Events of thrombotic microangiopathy (TMA), a condition where blood clots and damage occur in small blood vessels, were reported in an emicizumab (Hemlibra®) clinical trial where patients received FEIBA with emicizumab as part of a treatment plan for breakthrough bleeding. The safety and efficacy of FEIBA for breakthrough bleeding in patients receiving emicizumab has not been established. If you take, or anticipate taking, FEIBA with emicizumab, tell your doctor, since they will need to closely monitor you.

At first sign or symptom of a sudden blood vessel clot or blocked blood vessel (such as chest pain or pressure, shortness of breath, fever, altered consciousness, vision, or speech, limb or abdomen swelling and/or pain), stop FEIBA administration right away and seek immediate emergency medical treatment.

Infusion of FEIBA should not exceed a single dose of 100 units per kg body weight and daily doses of 200 units per kg of body weight. Maximum injection or infusion rate must not exceed 2 units per kg of body weight per minute.

Allergic reactions, including severe, sometimes fatal allergic reactions that can involve the whole body, can occur following the infusion of FEIBA. Stop using FEIBA promptly and call your doctor or get emergency treatment right away if you get a rash, hives or welts, experience itching, tightness of the throat, vomiting, abdominal pain, chest pain or tightness, difficulty breathing, lightheadedness, dizziness, nausea or fainting.

Because FEIBA is made from human plasma it may carry a risk of transmitting infectious agents, such as viruses, variant Creutzfeldt-Jakob disease (vCJD) and, theoretically, the Creutzfeldt-Jakob disease (CJD).

What are the possible side effects of FEIBA?

The most common side effects observed during the prophylaxis clinical study were low number of red blood cells, diarrhea, bleeding into a joint, positive test for hepatitis B surface antibodies, nausea, and vomiting.

The serious side effects seen with FEIBA are allergic reactions and clotting events involving blockage of blood vessels, which include stroke, blockage of the main blood vessel to the lung, and deep vein blood clots.

Call your doctor right away about any side effects that bother you during or after you stop taking FEIBA.

What other medications might interact with FEIBA?

Talk with your doctor about the possibility of formation of blood clots when taking drugs that may prevent clot breakdown such as tranexamic acid, and aminocaproic acid. There have not been adequate studies of the use of FEIBA and rFVIIa (NovoSeven®), or emicizumab together, or one after the other. Use of drugs that may prevent clot breakdown within approximately 6 to 12 hours after the administration of FEIBA is not recommended.

You are encouraged to report negative side effects of prescription drugs to the FDA. Visit www.fda.gov/medwatch, or call 1-800-FDA-1088.

Please see accompanying FEIBA full Prescribing Information, including BOXED WARNING on blood clots, and discuss with your doctor.

FEIBA (Anti-Inhibitor Coagulant Complex)

For Intravenous Use, Lyophilized Powder for Solution

HIGHLIGHTS OF PRESCRIBING INFORMATION

These highlights do not include all the information needed to use FEIBA safely and effectively. See full prescribing information for FEIBA.

FEIBA, Anti-Inhibitor Coagulant Complex

For Intravenous Use, Lyophilized Powder for Solution

Initial U.S. Approval: 1986

WARNING: THROMBOEMBOLIC EVENTS

- Thromboembolic events have been reported during post-marketing surveillance, particularly following the administration of high doses and/or in patients with thrombotic risk factors.
- Monitor patients receiving FEIBA for signs and symptoms of thromboembolic events (5.1, 6.2).

RECENT MAJOR CHANGES

Warnings and Precautions (5.1) (5.4)

04/2018

INDICATIONS AND USAGE

FEIBA is an Anti-Inhibitor Coagulant Complex indicated for use in hemophilia A and B patients with inhibitors for:

- Control and prevention of bleeding episodes.
- Perioperative management.
- Routine prophylaxis to prevent or reduce the frequency of bleeding episodes.

FEIBA is not indicated for the treatment of bleeding episodes resulting from coagulation factor deficiencies in the absence of inhibitors to factor VIII or factor IX. (1)

DOSAGE AND ADMINISTRATION

For intravenous use after reconstitution only (2)

- Each vial of FEIBA contains the labeled amount of factor VIII inhibitor bypassing activity in units. (2)

Type of Bleeding	Dose (unit/kg)	Frequency/Duration
Control and Prevention of Bleeding	50 - 100	Determined by the type of bleeding episode
Perioperative Management	50 - 100	Determined by the type of surgical intervention
Routine Prophylaxis	85	Every other day

- Maximum injection or infusion rate must not exceed 2 units per kg of body weight per minute. (2.3)

FULL PRESCRIBING INFORMATION: CONTENTS*

WARNING: THROMBOEMBOLIC EVENTS

1 INDICATIONS AND USAGE

2 DOSAGE AND ADMINISTRATION

2.1 Dose

2.2 Preparation and Reconstitution

2.3 Administration

3 DOSAGE FORMS AND STRENGTHS

4 CONTRAINDICATIONS

5 WARNINGS AND PRECAUTIONS

5.1 Embolic and Thrombotic Events

5.2 Hypersensitivity Reactions

5.3 Transmission of Infectious Agents

5.4 Presence of Isohemagglutinins and Interference with Laboratory Tests

6 ADVERSE REACTIONS

6.1 Clinical Trials Experience

6.2 Post-Marketing Experience

DOSAGE FORMS AND STRENGTHS

FEIBA is available as a lyophilized powder in single-use vials containing nominally 500, 1000, or 2500 units per vial. (3)

CONTRAINDICATIONS

- History of anaphylactic or severe hypersensitivity reactions to FEIBA or any of its components, including factors of the kinin generating system. (4)
- Disseminated intravascular coagulation (DIC). (4)
- Acute thrombosis or embolism (including myocardial infarction). (4)

WARNINGS and PRECAUTIONS

- FEIBA can cause thromboembolic events following doses above 200 units per kg per day and in patients with thrombotic risk factors. Monitor patients receiving FEIBA for signs and symptoms of thromboembolic events. (5.1)
- Anaphylaxis and severe hypersensitivity reactions may occur. Should symptoms occur, discontinue treatment with FEIBA and administer appropriate treatment. (5.2)
- FEIBA is made from human plasma and may contain infectious agents, e.g., viruses, the variant Creutzfeldt-Jacob disease (vCJD), and theoretically, Creutzfeldt-Jacob disease (CJD) agent. (5.3)
- The most common adverse reactions observed in >5% of subjects were anemia, diarrhea, hemarthrosis, hepatitis B surface antibody positive, nausea, and vomiting. (6.1)
- The serious adverse drug reactions are hypersensitivity and thromboembolic events, including stroke, pulmonary embolism, and deep vein thrombosis. (5.1, 5.2, 6.1)

To report SUSPECTED ADVERSE REACTIONS, contact Baxalta US Inc. at 1-800-999-1785 or FDA at 1-800-FDA-1088 or www.fda.gov/medwatch.

DRUG INTERACTIONS

Consider the possibility of thrombotic events when systemic antifibrinolytics such as tranexamic acid and aminocaproic acid are used. Use of antifibrinolytics within approximately 6 to 12 hours after the administration of FEIBA is not recommended. (7)

- Pregnancy. No human or animal data. Use only if clearly needed. (8.1)

See 17 for PATIENT COUNSELING INFORMATION.

Revised: 06/2018

7 DRUG INTERACTIONS

8 USE IN SPECIFIC POPULATIONS

8.1 Pregnancy

8.2 Labor and Delivery

8.3 Nursing Mothers

8.4 Pediatric Use

8.5 Geriatric Use

11 DESCRIPTION

12 CLINICAL PHARMACOLOGY

12.1 Mechanism of Action

13 NONCLINICAL TOXICOLOGY

13.1 Carcinogenesis, Mutagenesis, Impairment of Fertility

14 CLINICAL STUDIES

15 REFERENCES

16 HOW SUPPLIED/STORAGE AND HANDLING

17 PATIENT COUNSELING INFORMATION

* Sections or subsections omitted from the full prescribing information are not listed

FEIBA (Anti-Inhibitor Coagulant Complex) For Intravenous Use, Lyophilized Powder for Solution

FULL PRESCRIBING INFORMATION

WARNING: THROMBOEMBOLIC EVENTS

- Thromboembolic events have been reported during post-marketing surveillance following infusion of FEIBA, particularly following the administration of high doses and/or in patients with thrombotic risk factors.
- Monitor patients receiving FEIBA for signs and symptoms of thromboembolic events.

1. INDICATIONS AND USAGE

FEIBA is an Anti-Inhibitor Coagulant Complex indicated for use in hemophilia A and B patients with inhibitors for:

- Control and prevention of bleeding episodes
 - Perioperative management
 - Routine prophylaxis to prevent or reduce the frequency of bleeding episodes.
- FEIBA is not indicated for the treatment of bleeding episodes resulting from coagulation factor deficiencies in the absence of inhibitors to coagulation factor VIII or coagulation factor IX.

2. DOSAGE AND ADMINISTRATION

For intravenous use after reconstitution only.

2.1 Dose

A guide for dosing FEIBA is provided in Table 1.

Table 1 Dosing Guidelines

Control and Prevention of Bleeding	Dose (unit/kg)	Frequency of Doses (hours)	Duration of Therapy
Joint Hemorrhage	50 - 100	12	Until pain and acute disabilities are improved.
Mucous Membrane Bleeding	50 - 100	6	At least 1 day or until bleeding is resolved.
Soft Tissue Hemorrhage (e.g., retroperitoneal bleeding)	100	12	Until resolution of bleed.
Other Severe Hemorrhage (e.g., CNS bleeds)	100	6 - 12	Until resolution of bleed.
Perioperative Management			
Preoperative	50 - 100	One time dose	Immediately prior to surgery.
Postoperative	50 - 100	6 - 12	Until resolution of bleed and healing is achieved.
Routine Prophylaxis			
	85	Every other day	

- Dosage and duration of treatment depend on the location and extent of bleeding, and the patient's clinical condition. Careful monitoring of replacement therapy is necessary in cases of major surgery of life-threatening bleeding episodes.
 - Each vial of FEIBA contains the labeled amount of factor VIII inhibitor bypassing activity in units.
 - Base the dose and frequency of FEIBA on the individual clinical response. Clinical response to treatment with FEIBA may vary by patient, and may not correlate with the patient's inhibitor titer.
 - Record the name of the patient and batch number of the product in order to maintain a link between the patient and the batch of the product.
 - Do not exceed a single dose of 100 units per kg body weight and a daily dose of 200 units per kg body. [see *Warnings and Precautions* (5.1)]
- ### 2.2 Preparation and Reconstitution
- Use aseptic technique throughout the entire reconstitution process.
 - If the patient uses more than one vial per injection, reconstitute each vial according to the following instructions.

1. Allow the vial of FEIBA and Sterile Water for Injection (diluent) to reach room temperature.

2. Remove the plastic caps from the concentrate and diluents vials.

3. Wipe the rubber stoppers of both vials with a sterile alcohol swab and allow it to dry prior to use.

4. Open the package of BAXJECT II Hi-Flow device by peeling away the lid completely without touching the inside (Fig. A). **Do not remove the device from the package.** Do not touch the clear spike.

5. Place the diluents vial on a flat and solid surface. Turn the package over and insert the clear plastic spike through the diluent stopper by pressing straight down (Fig. B).

6. Grip the BAXJECT II Hi-Flow device package at the edges and pull the package off the device (Fig. C). **Do not remove the blue protective cap from the BAXJECT II Hi-Flow device.** Do not touch the purple spike.

7. Turn the system over, so that the diluents vial is on top. Quickly insert the purple spike of the BAXJECT II Hi-Flow device fully into the FEIBA vial. The vacuum will draw the diluent into the FEIBA vial (Fig. D). The connection of the two vials should be done expeditiously to close the open fluid pathway created by the first insertion of the spike to the diluent vial.

8. Gently swirl (do not shake) the vial until FEIBA is completely dissolved. Make sure that FEIBA has been dissolved completely; otherwise, active material will not pass through the device filter. The reconstituted solution should be inspected visually for particulate matter before administration. The solution should be discarded if it is not clear or is discolored.

9. Administer FEIBA within 3 hours after reconstitution. Do not refrigerate after reconstitution.

2.3 Administration

For intravenous injection or intravenous infusion after reconstitution only.

- Accidental needle stick with a needle contaminated with blood can transmit infectious viruses including HIV (AIDS) and hepatitis. Obtain immediate medical attention if injury occurs. Place needles in a sharps container after single-use.
- Inspect the reconstituted FEIBA solution visually for particulate matter and discoloration prior to administration. The appearance of the solution should be colorless to slightly yellowish. Do not use if particulate matter or discoloration is observed.
- Flush venous access lines with isotonic saline prior to and after infusion of FEIBA. Do not administer in the same tubing or container with other medicinal products.
- Use plastic luer lock-syringes because protein such as FEIBA tends to stick to the surface of all-glass syringes.

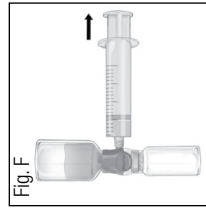
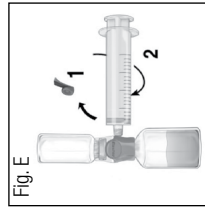
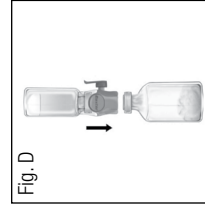
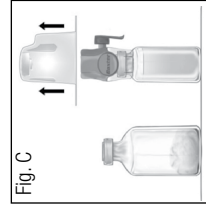
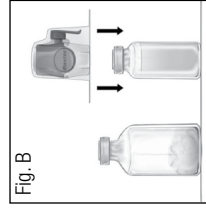
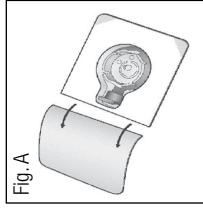
1. Remove the blue protective cap from the BAXJECT II Hi-Flow device. Tightly connect the syringe to the BAXJECT II Hi-Flow device (DO NOT DRAW AIR INTO THE SYRINGE) by turning the syringe in clockwise direction until stop position. Use of a Luer lock syringe is highly recommended to ensure a tight connection between the syringe and the BAXJECT II Hi-Flow device (Fig. E).

2. Invert the system so that the dissolved FEIBA product is on top. Draw the dissolved product carefully into the syringe by pulling the plunger back slowly to avoid foaming (Fig. F).

3. Ensure that the tight connection between the BAXJECT II Hi-Flow device and the syringe is maintained.

4. Disconnect the syringe.

5. Attach a suitable needle and inject or infuse intravenously at a rate that does not exceed 2 units per kg of body weight per minute. A syringe pump may be used to control the rate of administration. For a patient with a body weight of 75 kg, this corresponds to an infusion rate of 2.5-7.5 mL per minute depending on the number of units per vial (see actual potency presented on the vial label).



FEIBA (Anti-Inhibitor Coagulant Complex) For Intravenous Use, Lyophilized Powder for Solution

3. DOSAGE FORMS AND STRENGTHS

FEIBA is available as a lyophilized powder in single-use glass vials containing nominally 500, 1000, or 2500 units per vial.

4. CONTRAINDICATIONS

- Known anaphylactic or severe hypersensitivity reactions to FEIBA or any of its components, including factors of the kinin generating system.
- Disseminated intravascular coagulation (DIC).
- Acute thrombosis or embolism (including myocardial infarction).

5. WARNINGS AND PRECAUTIONS

5.1 Embolic and Thrombotic Events

Thromboembolic events (including venous thrombosis, pulmonary embolism, myocardial infarction, and stroke) can occur with FEIBA, particularly following the administration of high doses (above 200 units per kg per day) and/or in patients with thrombotic risk factors [see *Adverse Reactions* (6)].

Patients with DIC, advanced atherosclerotic disease, crush injury, septicemia, or concomitant treatment with recombinant factor VIIa have an increased risk of developing thrombotic events due to circulating tissue factor or predisposing coagulopathy. Potential benefit of treatment with FEIBA should be weighed against the potential risk of these thromboembolic events.

Monitor patients receiving more than 100 units per kg of body weight of FEIBA for the development of DIC, acute coronary ischemia and signs and symptoms of other thromboembolic events. If clinical signs or symptoms occur, such as chest pain or pressure, shortness of breath, altered consciousness, vision, or speech, limb or abdomen swelling and/or pain, discontinue the infusion and initiate appropriate diagnostic and therapeutic measures.

Thrombotic microangiopathy (TMA) has not been reported in FEIBA clinical studies. Cases of TMAs were reported in an emicizumab clinical trial where subjects received FEIBA as part of a treatment regimen for breakthrough bleeding (see sections 5, 6 and 7 in the emicizumab package insert). The safety and efficacy of FEIBA for breakthrough bleeding in patients receiving emicizumab has not been established. Consider the benefits and risks if FEIBA must be used in a patient receiving emicizumab prophylaxis. If treatment with FEIBA is considered required for patients receiving emicizumab, patients must be closely monitored by their physicians.

5.2 Hypersensitivity Reactions

Hypersensitivity and allergic reactions, including severe anaphylactoid reactions, can occur following the infusion of FEIBA. The symptoms include urticaria, angioedema, gastrointestinal manifestations, bronchospasm, and hypotension. These reactions can be severe and systemic (e.g., anaphylaxis with urticaria and angioedema, bronchospasm, and circulatory shock). Other infusion reactions, such as chills, pyrexia, and hypertension have also been reported. If signs and symptoms of severe allergic reactions occur, immediately discontinue administration of FEIBA and provide appropriate supportive care.

5.3 Transmission of Infectious Agents

Because FEIBA is made from human plasma it may carry a risk of transmitting infectious agents, e.g., viruses, and the variant Creutzfeldt-Jakob disease (vCJD) agent, and theoretically, the Creutzfeldt-Jakob disease (CJD) agent. The risk has been minimized by screening plasma donors for prior exposure to certain viruses, by testing for the presence of certain current virus infections and by inactivating and removing certain viruses during the manufacturing process [see *Description* (17)]. Despite these measures, the product may still potentially transmit human pathogenic agents. There is also the possibility that unknown infectious agents may still be present.

All infections thought by a physician to have been possibly transmitted by this product should be reported by the physician or other healthcare providers to Baxalta US Inc., at 1-800-423-2090 (in the U.S.) and/or to FDA Med Watch (1-800-FDA-1088 or www.fda.gov/medwatch).

5.4 Presence of Isohemagglutinins and Interference with Laboratory Tests

FEIBA contains blood group isohemagglutinins (anti-A and anti-B). Passive transmission of antibodies to erythrocyte antigens, e.g., A, B, D, may interfere with some serological tests for red cell antibodies, such as antiglobulin test (Coombs test).

6. ADVERSE REACTIONS

The most frequently reported adverse reactions observed in >5% of subjects in the prophylaxis trial were anemia, diarrhea, hemarthrosis, hepatitis B surface antibody positive, nausea, and vomiting.

The serious adverse reactions seen with FEIBA are hypersensitivity reactions and thromboembolic events, including stroke, pulmonary embolism and deep vein thrombosis.

6.1 Clinical Trials Experience

Because clinical trials are conducted under widely varying conditions, adverse reaction rates observed in the clinical trials of a drug cannot be directly compared to rates in the clinical trials of another drug and may not reflect the rates observed in clinical practice.

The safety assessment of FEIBA is based on the review of the data from two prospective clinical trials in which FEIBA was used for the treatment of acute bleeding episodes and a prospective trial that compared the use of FEIBA prophylactically versus on-demand treatment. The adverse reactions reported from two prospective clinical trials in which FEIBA was used for the treatment of acute bleeding episodes were chills, chest pain, chest discomfort, dizziness, dysgeusia, dyspnea, hypoesthesia, increase of inhibitor titer (anamnesitic response), nausea, pyrexia, and somnolence. Specifically, the first trial was a multicenter randomized, double-blind trial in 15 hemophilia A subjects with inhibitors to factors VIII. The second trial was a multicenter FEIBA study conducted in 44 hemophilia A subjects with inhibitors, 3 hemophilia B subjects with inhibitors and 2 acquired factor VIII inhibitor subjects. Of the 489 infusions used to treat acute bleeds during the second trial, 18 (3.7%) caused minor transient reactions of chills, fever, nausea, dizziness and dysgeusia. Out of 49 subjects, 10 (20%) had a rise in their inhibitor titers after treatment with FEIBA. Five of these subjects (50%) had increases that were, tenfold or more, and 3 (30%) of these subjects received factor VIII or IX concentrates within 2 weeks prior to treatment with FEIBA. These anamnesitic rises were not associated with decreased efficacy of FEIBA.

Table 2 lists the adverse reactions in >5% of subject reported in the randomized, prospective prophylaxis trial comparing FEIBA prophylaxis with on-demand treatment in 36 hemophilia A and B subjects with inhibitors to factors VIII or IX. The trial population included 33 (92%) subjects with hemophilia A and 3 (8.3%) subjects with hemophilia B. Four (11%) subjects were ≥ 7 to <12 years of age, 5 (14%) were ≥ 12 to <16 years of age, and 27 (75%) were ≥ 16 years of age. A total of 29 (80.6%) subjects were Caucasian, 3 (8.3%) Asian, 2 (5.6%) Black/African American, and 2 (5.6%) other. The subjects received a total of 4,513 infusions (3,131 for prophylaxis and 1,382 for on-demand). Adverse reactions were defined as adverse events that occurred (a) within 24 hours after being infused or (b) adverse events assessed related or possibly related or (c) adverse events for which the investigator's or sponsor's opinion of causality was missing or indeterminate.

Table 2 Prophylaxis Study Adverse Reactions (ARs) in >5% of Subjects

MedDRA System Organ Class	Preferred Term	Number of ARs	Number of Subjects	Percent of Subjects (N=36)	
Blood And Lymphatic System Disorders	Anemia	2	2	5.6	
	Gastrointestinal Disorders	Diarrhea	2	2	5.6
		Nausea Vomiting	2	2	5.6
Investigations	Hepatitis B Surface Antibody Positive	4	4	11.1	
Musculoskeletal And Connective Tissue Disorders	Hemarthrosis	5	3	8.3	

6.2 Post-Marketing Experience

Because post-marketing reporting of adverse reactions is voluntarily and from a population of uncertain size, it is not always possible to reliably estimate the frequency of these reactions or establish a causal relationship to product exposure.

Blood and Lymphatic System Disorders: disseminated intravascular coagulation

Cardiac Disorders: tachycardia, flushing

Respiratory, Thoracic, and Mediastinal Disorders: bronchospasm, wheezing

Gastrointestinal Disorders: abdominal discomfort

Skin and Subcutaneous Tissue Disorders: pruritus

General Disorders and Administration Site Conditions: malaise, feeling hot, injection site pain

7. DRUG INTERACTIONS

Concomitant Medications

Consider the possibility of thrombotic events when systemic antifibrinolytics such as tranexamic acid and aminocaproic acid are used during treatment with FEIBA. No adequate and well-controlled studies of the combined or sequential use of FEIBA and recombinant factor VIIa antifibrinolytics, or emicizumab have been conducted. Use of antifibrinolytics within approximately 6 to 12 hours after the administration of FEIBA is not recommended.

FEIBA (Anti-Inhibitor Coagulant Complex) For Intravenous Use, Lyophilized Powder for Solution

Clinical experience from an emicizumab clinical trial suggests that a potential drug interaction may exist with emicizumab when FEIBA was used as part of a treatment regimen for breakthrough bleeding (see section 7 of the emicizumab package insert).⁶

8. USE IN SPECIFIC POPULATIONS

8.1 Pregnancy

Pregnancy Category C

Animal reproduction studies have not been conducted with FEIBA. There are no adequate and well-controlled studies in pregnant women. It is also not known whether FEIBA can cause fetal harm when administered to a pregnant woman or can affect reproductive capacity. FEIBA should be administered to pregnant women only if clearly needed.

8.2 Labor and Delivery

There is no information available on the effect of FEIBA on labor and delivery.

8.3 Nursing Mothers

It is not known whether this drug is excreted in human milk. Because many drugs are excreted in human milk, caution should be exercised when FEIBA is administered to a nursing woman.

8.4 Pediatric Use

Safety and efficacy of FEIBA have been evaluated in nine pediatric subjects treated in the routine prophylaxis trial including 4 subjects ≥ 7 to <12 years of age and 5 subjects ≥ 12 to <16 years of age. The dosing for all pediatric subjects was based on body weight. A total of 576 infusions were given for the treatment of 223 bleeding episodes (504 infusions for joint bleeding episodes, 72 infusions for muscle and soft tissue bleeding episodes). In 223 (100%) of the episodes, hemostasis was achieved with one or more infusions. Hemostatic efficacy was rated as excellent or good in a majority (96.9%) of the bleeding episodes in both regimens at 24 hours post infusion. The median annualized bleeding episode rate (ABR) for children ≥ 7 to <12 years of age was 7.7 bleeds per patient per year, as compared to 39 for subjects treated with on-demand therapy. [see *Clinical Studies* (14)]

The safety and efficacy of FEIBA has not been evaluated in neonates.

8.5 Geriatric Use

The safety and efficacy of FEIBA has not been evaluated in subjects ≥ 65 years of age.

11. DESCRIPTION

FEIBA (Anti-Inhibitor Coagulant Complex) is a freeze-dried sterile human plasma fraction with factor VIII inhibitor bypassing activity to be reconstituted for intravenous administration. Factor VIII inhibitor bypassing activity is expressed in arbitrary units. One unit of activity is defined as that amount of FEIBA that shortens the aPTT of high titer factor VIII inhibitor reference plasma to 50% of the blank value.

FEIBA contains mainly non-activated factors II, IX, and X and mainly activated factor VII. It contains approximately equal unitages of factor VIII inhibitor bypassing activity and prothrombin complex factors. In addition, the preparation contains 1-6 units of factor VIII coagulant antigen (FVIII C:Ag) per mL. The product contains traces of factors of the kinin generating system. It contains no heparin. Reconstituted FEIBA contains 4 mg of trisodium citrate and 8 mg of sodium chloride per mL.

FEIBA is manufactured from large pools of human plasma. Screening against potentially infectious agents begins with the donor selection process and continues throughout plasma collection and plasma preparation. Each individual plasma donation used in the manufacture of FEIBA is collected at FDA approved blood establishments and is tested by FDA licensed serological tests for Hepatitis B Surface Antigen (HBsAg), and for antibodies to Human Immunodeficiency Virus (HIV-1/HIV-2) and Hepatitis C Virus (HCV) Mini-pools of the plasma are tested and found negative for the presence of HIV-1 and HCV by FDA licensed Nucleic Acid Testing (NAT).

To reduce the risk of viral transmission, the manufacturing process of FEIBA includes two dedicated and independent virus removal/inactivation steps namely 35 nm nanofiltration and a vapor heat treatment process. In addition, the DEAE-Sephadex adsorption contributes to the virus safety profile of FEIBA.

In vitro spiking studies have been used to validate the capability of the manufacturing process to remove and inactivate viruses. Table 3 summarizes the results of the viral clearance studies for FEIBA.

Table 3 Virus Reduction Factors (log₁₀) During Manufacturing FEIBA

Virus Type	Enveloped RNA		Enveloped DNA		Non-enveloped RNA		Non-enveloped DNA	
	Retroviridae	Flaviviridae	Herpesviridae	Picornaviridae	Picornaviridae	Parvoviridae		
Virus*	HIV-1	BVDV	WNV	PRV	HAV	B19V**	MMV	
DEAE Sephadex Adsorption	3.2	1.8	ND	2.5	1.5	1.7	1.2	
35 nm Nanofiltration	> 5.3	2.1	4.7	> 5.7	2.6	0.2 [†]	1.0	
Vapor-Heat Treatment	> 5.9	> 5.6	> 8.1	> 6.7	> 5.2	3.5	0.9 [†]	
Overall virus reduction factor (log ₁₀)	> 14.4	> 9.5	> 12.8	> 14.9	> 9.3	5.2	2.2	

* Abbreviations: HIV-1, Human Immunodeficiency Virus Type 1; BVDV, Bovine Viral Diarrhea Virus (model for Hepatitis C Virus and other lipid enveloped RNA viruses); WNV, West Nile Virus; PRV, Pseudo rabies Virus (model for lipid enveloped DNA viruses, including Hepatitis B Virus); HAV, Hepatitis A Virus; MMV, Mice Minute Virus (model for non-lipid enveloped DNA viruses, including B19 virus [B19V]). ND not done

** Reduction factor for Parvovirus B19, claimed for the Vapor Heat Treatment is based on results derived from experimental infectivity and titration assays.

† Reduction factors < 1 log are not used for calculation of the overall reduction factor.

12. CLINICAL PHARMACOLOGY

12.1 Mechanism of Action

Multiple interactions of the components in FEIBA restore the impaired thrombin generation of hemophilia patients with inhibitors. *In vitro*, FEIBA shortens the activated partial thromboplastin time (aPTT) of plasma containing factor VIII inhibitor.^{4,5}

13. NONCLINICAL TOXICOLOGY

13.1 Carcinogenesis, Mutagenesis, Impairment of Fertility

Long-term animal studies to evaluate the carcinogenic potential of FEIBA or studies to determine the genotoxicity or the effect of FEIBA on fertility have not been performed. An assessment of the carcinogenic potential of FEIBA was completed to demonstrate minimal carcinogenic risk from product use.

14. CLINICAL STUDIES

Control and Prevention of Bleeding Episodes

The efficacy of FEIBA in the treatment of bleeding episodes has been demonstrated by two prospective clinical trials^{1,2}.

The first trial was a multicenter, randomized, double-blind trial comparing the effect of FEIBA and a non-activated prothrombin complex concentrate in 15 subjects with hemophilia A and inhibitors to factor VIII. The inclusion criteria were history of high titer inhibitors, high responder status, more than 1 bleeding episode per month in the prior year and no signs of liver failure. A total of 150 bleeding episodes including 117 joint, 20 musculoskeletal and 4 mucocutaneous bleeds, were treated. A single dose of 88 units per kg of body weight was used uniformly for treatments with FEIBA. A second treatment was allowed for muscle bleeds after 12 hours and 6 hours after mucocutaneous bleeds, if necessary

Subjects and investigators were asked to rate hemostatic efficacy based on a scale of effective, partially effective, not effective or not sure. The criteria for evaluation of the effectiveness were severity of pain, subjective improvement, circumference of muscle or joint, restriction of joint mobility, cessation of open bleeding, start of rebleeding and quantity and nature of analgesics. FEIBA was effective in 41% and partly effective in 25% of episodes (i.e. combined effectiveness of 66%), while prothrombin complex concentrate was rated effective in 25% and partly effective in 21% of episodes (i.e., combined effectiveness of 46%).

The second trial with FEIBA was a multicenter randomized, prospective trial. This trial was conducted in 44 hemophilia A subjects with inhibitors, 3 hemophilia B subjects with inhibitors and 2 acquired factor VIII inhibitor subjects. It was designed to evaluate the efficacy of FEIBA in the treatment of joint, mucous membrane, musculoskeletal and emergency bleeding episodes such as central nervous system hemorrhages and surgical bleedings. The inclusion criteria used were age >4 years, history of inhibitor titer ≥ 4 BU and without chronic liver disease. Subjects were excluded if they had a history of thromboembolic events or allergic reactions to FEIBA.

Forty-nine (49) subjects with inhibitor titers of greater than 5 Bethesda Units were enrolled from nine co-operating hemophilia centers. Subjects were treated with 50 units per kg of body weight, repeated at 12-hour intervals (6-hour intervals in mucous membrane bleedings), if necessary. A total of 489 infusions were given for the treatment of 165 bleeding episodes (102 joint, 33 muscle and soft tissue, 20 mucous membrane, and

FEIBA (Anti-Inhibitor Coagulant Complex) For Intravenous Use, Lyophilized Powder for Solution

10 emergency bleeds, including 3 central nervous system bleeds and 4 surgical procedures). Bleeding was controlled in 153 episodes (93%). In 130 (78%) of the episodes, hemostasis was achieved with one or more infusions within 36 hours. Of these, 36% were controlled with one infusion within 12 hours. An additional 14% of episodes responded after more than 36 hours.

Routine Prophylaxis

In a multicenter, open-label, prospective, randomized clinical trial comparing subjects receiving FEIBA for prophylaxis with subjects receiving FEIBA for on-demand treatment, 36 hemophilia A and B subjects with inhibitors to factor VIII or IX were analyzed in the intent-to-treat analysis. Study population included 29 (80.6%) Caucasian, 3 (8.3%) Asian, 2 (5.6%) Black/African American, and 2 (5.6%) other. Inclusion criteria were subjects with a history of high titer inhibitors or low titer refractory to increased factor VIII or IX dosing, age range between 4 and 65, and subjects receiving bypassing agents with ≥ 12 bleeds in the 12 months prior to trial entry. Subjects with a history of thromboembolic events, symptomatic liver disease, or a platelet count $< 100,000$ per mL, and those receiving immune tolerance induction or routine prophylaxis were excluded.

Subjects were randomized to receive 12 months of prophylactic or on-demand treatment with FEIBA. Seventeen subjects randomized to the prophylaxis arm received 85 units per kg of FEIBA every other day. Nineteen subjects randomized to the on-demand arm received FEIBA for the treatment of acute bleeding episodes per the dose and dosing regimen recommended. Target joints were defined as ≤ 4 bleeding episodes within 6 months. In this trial, ankles, knees, elbows and hips were target joint locations. Preexisting target joints were not considered as new target joints.

Hemostatic efficacy for treatment of acute bleeds was evaluated at 6 and 24 hours according to a pre-specified four-point scale of excellent, good, fair, or none. An evaluation of "none" was considered a treatment failure. The criteria for evaluation of the effectiveness were relief of pain, cessation of bleeding, and number of infusions required to treat a bleed.

A total of 825 bleeding episodes were reported including 196 that occurred during prophylaxis and 629 that occurred during on-demand therapy. A majority (78%) of the 794 bleeding episodes that were rated for efficacy were treated with 1 or 2 infusions. Hemostatic efficacy was rated as excellent or good for 74% of bleeding episodes rated at 6 hours post infusion and for 87% of the bleeding episodes at 24 hour post infusion. A total of 19 (2.4%) bleeds were rated as "none" at 6 hours post infusion; 1 bleed (0.1%) was rated "none" at 24 hours.

Hemostatic efficacy for routine prophylaxis was evaluated against subjects who received on-demand therapy.

The overall median annual bleed rate (ABR) for the on-demand arm was 28.7 compared to 7.9 for the prophylaxis arm, which represents a 72% reduction in median ABR with prophylaxis. When analyzed by site (e.g. joint, non-joint) and cause of bleed (e.g. spontaneous, traumatic), prophylactic treatment with FEIBA resulted in a greater than 50% reduction in ABR. There were fewer subjects in the prophylaxis arm who developed new target joints (7 new target joints in 5 subjects treated with prophylaxis compared to 23 new target joints in 11 subjects in the on-demand arm). Target joints developed in two subjects in the on-demand arm and three in the prophylaxis arm who did not have reported target joints at trial enrollment. A total of 3 of 17 (18%) subjects had no bleeding episodes on prophylaxis. In the on-demand arm, all subjects experienced a bleeding episode.

ABR by age category between on-demand and prophylaxis regimens is provided in Table 4. One adolescent subject on prophylaxis had a higher rate of bleeding possibly due to increased physical activity after study enrollment.

Table 4 ABR by Age Category

Age Category	On-Demand		Prophylaxis	
	Number of Subjects	ABR Median	Number of Subjects	ABR Median
Children (≥ 7 to < 12 years old)	2	39.3	2	7.7
Adolescent (≥ 12 to < 16 years old)	2	30.9	3	27.5
Adult (≥ 16 years old)	15	23.9	12	6.9

15. REFERENCES

1. Sjamsodin LJ, Heijnen L, Mauser-Bunschoten EP, van Geijswijk JL, van Houwelingen H, van Asten P, Sixma JJ. The effect of Activated Prothrombin-Complex Concentrate (FEIBA) on joint and muscle bleeding in patients with Hemophilia A and antibodies to Factor VIII. *N Engl J Med*. 1981;305(13): 717-721.
2. Higattner MW, Knatterud GL. The use of Factor-Eight-Inhibitor-By-Passing-Activity (FEIBA IMMUNO) product for treatment of bleeding episodes in Hemophiliacs with inhibitors. *Blood*. 1983;61(1): 36-40.
3. Antunes SV, Tangada S, Stasyshyn O, Mamonov V, Phillips J, Guzman-Becerra N, Grigorian A, Ewenstein B, Wong WY. Randomized comparison of prophylaxis and on-demand regimens with FEIBA NF in the treatment of haemophilia A and B with inhibitors. *Haemophilia*. 2013; DOI:10.1111/hae.12246.
4. Turecek PL, Varadi K, Grtisch H, Auer W, Pichler L, Eder G, Schwarz HP. Factor Xa and prothrombin: mechanism of action of FEIBA. *Vox Sanguinis* 1999;77 Suppl 1:72-79.
5. Turecek PL, Varadi K, Grtich H, Schwarz HP. FEIBA: Mode of action *Haemophilia* 2004;10: Suppl. 2:3-9
6. Oldenburg et al. Emticizumab Prophylaxis in Hemophilia A with inhibitors. *N Engl J Med* 2017;377:809-818.

16. HOW SUPPLIED/STORAGE AND HANDLING

How Supplied

FEIBA is available in single-dose vials in the following nominal dosage strengths:

Nominal Strength	Color Code	Factor VIII Potency Range	Kit NDC	Sterile Water Volume
500 units	Blue	350-650 units per vial	64193-426-02	10 mL
1000 units	Green	700-1300 units per vial	64193-424-02	20 mL
2500 units	Purple	1750-3250 units per vial	64193-425-02	50 mL

The number of units of factor VIII inhibitor bypassing activity is stated on the label of each vial.

FEIBA is packaged with a suitable volume (10 mL, 20 mL, or 50 mL) of Sterile Water for Injection, U.S.P., one BAXJECT II Hi-Flow Needleless Transfer Device, and one Package Insert.

Storage and Handling

- Store at room temperature, not to exceed 25°C (77°F).
- Store in the original package in order to protect from light.
- Do not freeze.

17. PATIENT COUNSELING INFORMATION

- Inform patients of the signs and symptoms of thrombosis, such as such as chest pain or pressure, shortness of breath, altered consciousness, vision, or speech, limb or abdomen swelling and/or pain. Advise patients to seek immediate medical attention if any of these symptoms occur.
 - Inform patients of the signs and symptoms of hypersensitivity reactions, such as urticaria, angioedema, gastrointestinal manifestations, bronchospasm, and hypotension. Advise patients to discontinue use of the product if these symptoms occur and seek immediate emergency treatment.
 - Inform patients that because FEIBA is made from human blood, it may carry a risk of transmitting infectious agents, e.g., viruses, the variant Creutzfeldt-Jakob disease (vCJD) agent, and theoretically, the Creutzfeldt-Jakob disease (CJD) agent.
 - Advise patients to report any adverse reactions or problems following FEIBA administration to their physician or healthcare provider.
- To enroll in the confidential, Industry-wide Patient Notification System, call 1-888-873-2838.

BAXALTA® and FEIBA® are trademarks of Baxalta Incorporated, a wholly-owned, indirect subsidiary of Shire plc.

SHIRE and the Shire Logo are trademarks or registered trademarks of Shire Pharmaceutical Holdings Ireland Limited or its affiliates.

Baxalta US Inc.

Lexington, MA 02421 USA
U.S. License No. 2020
S39425 Rev 06/18

